

# OMNIFLOOD



Designer : AF lighting



## The versatility to light all types of public and professional environments

The aesthetic design of OMNIFLOOD, in combination with a wide range of sizes, optical and mounting options, make it very versatile and thus the perfect choice for lighting recreational sports areas, industrial areas, campuses, business parks, car parks, building facades and billboards.

OMNIFLOOD is the ideal tool to replace a range of floodlights equipped with traditional discharge lamps of 50 to 400W.



## Concept

The OMNIFLOOD range combines the energy efficiency of LED technology with the photometric performance of the LensoFlex®2 and BlastFlex™ concepts developed by Schröder. These floodlights are composed of a two-piece housing made of painted die-cast aluminium. The protector in glass is sealed onto the front cover. Mounting by means of a fork enables the inclination to be adjusted precisely on-site.

Two sizes for all applications

OMNIFLOOD 1 with 16 LEDs

OMNIFLOOD 3 with 72 LEDs.

The two sizes of the OMNIFLOOD range and its photometric versatility make it perfect for various lighting applications: sport (indoor and outdoor recreational venues), architectural (lighting for facades and monuments), ambiance (squares, parks, pedestrian areas...), or roads (car parks, shopping centres, underpasses, industrial areas etc.).



Tilt settings from -30° to +30°




Cooling fins for an optimised thermal management

## TYPES OF APPLICATION

- ACCENT & ARCHITECTURAL
- BRIDGES
- BIKE & PEDESTRIAN PATHS
- LARGE AREAS
- INDUSTRIAL HALLS & WAREHOUSES
- ROADS & MOTORWAYS
- SPORT FACILITIES

## KEY ADVANTAGES

- One-to-one replacement for 50W to 400W HID floodlights
- High energy savings compared to systems with traditional discharge lamps
- Precise light control with LensoFlex®2 and BlastFlex™ photometric engines
- FutureProof : smart upgradability



BlastFlex™ photometric engines for applications requiring very directional beams



Adapter for post-top mounting on Ø60 or 76mm spigot



## LensoFlex®2

LensoFlex®2 is based upon the addition principle of photometric distribution. Each LED is associated with a specific PMMA lens that generates the complete photometric distribution of the luminaire. The number of LEDs in combination with the driving current determines the intensity level of the light distribution.



## BlastFlex™

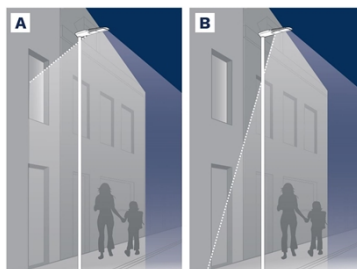
Using silicon collimators, the BlastFlex™ photometric engine offers the highest efficacy for directional beams dedicated to specific applications in architectural and sports lighting. The ability to control the light with the highest accuracy reduces the light spill in the surroundings and contributes to an optimal use of the energy consumed. Thanks to a superior thermal resistance, the BlastFlex™ optics can work with very high currents to provide large lumen packages and do not suffer from the yellowing effect over time.



## Back Light control

As an option, the LensoFlex®2 and LensoFlex®4 modules can be equipped with a Back Light control system.

This additional feature minimises light spill from the back of the luminaire to avoid intrusive light towards buildings.



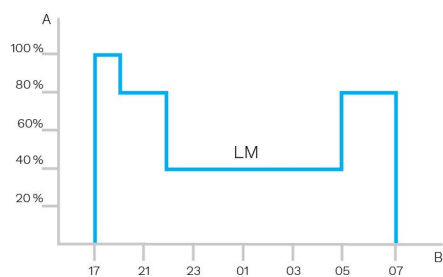
A. Without Back Light control | B. With Back Light control



## Custom dimming profile

Intelligent luminaire drivers can be programmed with complex dimming profiles. Up to five combinations of time intervals and light levels are possible. This feature does not require any extra wiring.

The period between switching on and switching off is used to activate the preset dimming profile. The customised dimming system generates maximum energy savings while respecting the required lighting levels and uniformity throughout the night.



A. Dimming level | B. Time

## GENERAL INFORMATION

Recommended installation height	4m to 12m   13' to 39'
FutureProof	Easy replacement of the photometric engine and electronic assembly on-site
Driver included	Yes
CE mark	Yes
ENEC certified	No
ROHS compliant	Yes
French law of December 27th 2018 - Compliant with application type(s)	a, b, c, d, e, f, g
BE 005 certified	Yes
Testing standard	LM 79-08 (all measurements in ISO17025 accredited laboratory)

## HOUSING AND FINISH

Housing	Aluminium
Optic	PMMA Silicon
Protector	Tempered glass
Housing finish	Polyester powder coating
Standard colour(s)	AKZO grey 900 sanded
Tightness level	IP 66
Impact resistance	IK 10
Vibration test	Compliant with ANSI C 136-31 standard, 3G load
Access for maintenance	By loosening screws on the top cover

## OPERATING CONDITIONS

Operating temperature range (Ta)	-30°C up to +55°C / -22° F up to 131°F
----------------------------------	--

*· Depending on the luminaire configuration. For more details, please contact us.*

## ELECTRICAL INFORMATION

Electrical class	Class I EU, Class II EU
Nominal voltage	220-240V – 50-60Hz
Power factor (at full load)	0.9
Surge protection options (kV)	10
Electromagnetic compatibility (EMC)	EN 55015 / EN 61000-3-2 / EN 61000-3-3
Control protocol(s)	1-10V, DALI
Control options	Custom dimming profile

## OPTICAL INFORMATION

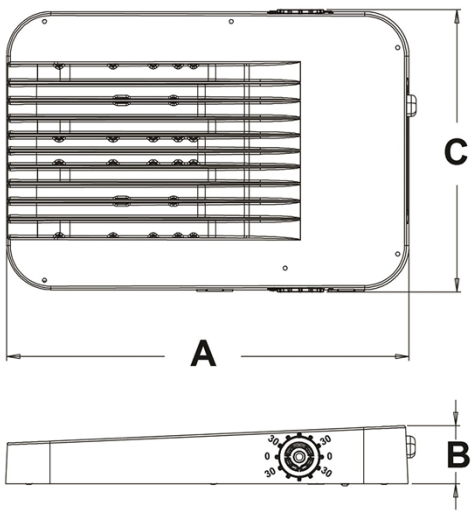
LED colour temperature	3000K (WW 730) 4000K (NW 740)
Colour rendering index (CRI)	>70 (WW 730) >70 (NW 740)
ULOR	0%

## LIFETIME OF THE LEDS @ TQ 25°C

All configurations	100,000h - L90
--------------------	----------------

## DIMENSIONS AND MOUNTING

AxBxC (mm   inch)	OMNIFLOOD 1 : 574x72x334   22.6x2.8x13.1 OMNIFLOOD 3 : 622x88x506   24.5x3.5x19.9
Weight (kg   lbs)	OMNIFLOOD 1 : 9   19.8 OMNIFLOOD 3 : 18.4   40.5
Mounting possibilities	Post-top slip-over – Ø60mm Post-top slip-over – Ø76mm Bracket enabling adjustable inclination Surface mounting





Luminaire	Number of LEDs	Current (mA)	Luminaire output flux (lm) Warm White 730		Luminaire output flux (lm) Neutral White 740		Power consumption (W)		Luminaire efficacy (lm/W)	
			Min	Max	Min	Max	Min	Max	Up to	Photometry
OMNIFLOOD 1	16	350	1800	2300	1900	2500	18.5	18.5	135	
	16	350	1900	2100	2100	2300	18.9	18.9	122	
	16	500	2400	3200	2600	3400	26.3	26.3	129	
	16	500	2600	2900	2900	3200	26.4	26.4	121	
	16	700	3200	4300	3400	4500	36.7	36.7	123	
	16	700	3500	3900	3900	4300	36.7	36.7	117	
	16	1000	4300	5600	4500	5900	53.5	53.5	110	
	16	1000	4300	4800	4700	5300	53	53	100	

Tolerance on LED flux is  $\pm 7\%$  and on total luminaire power  $\pm 5\%$



Luminaire	Number of LEDs	Current (mA)	Luminaire output flux (lm) Warm White 730		Luminaire output flux (lm) Neutral White 740		Power consumption (W)		Luminaire efficacy (lm/W)	
			Min	Max	Min	Max	Min	Max	Up to	Photometry
OMNIFLOOD 3	48	350	5400	7100	5700	7500	52	52	144	
	48	350	5800	6400	6300	6900	53	53	130	
	48	500	7400	9800	7800	10300	75	75	137	
	48	500	8000	8700	8700	9500	75	75	127	
	48	700	9800	13000	10300	13700	105	105	130	
	48	700	10500	11600	11500	12600	105	105	120	
	48	1000	12900	17000	13600	17900	154	154	116	
	48	1000	14000	15400	15200	16700	154	154	108	
	72	350	8100	10700	8600	11300	76	76	149	
	72	350	8700	9600	9500	10400	77	77	135	
	72	500	11100	14700	11700	15500	109	109	142	
	72	500	12000	13100	13000	14300	110	110	130	
	72	700	14700	19500	15500	20500	157	157	131	
	72	700	15800	17400	17200	18900	157	157	120	
	72	1000	19300	25500	20400	26900	228	228	118	
	72	1000	21000	23100	22800	25100	227	227	111	

Tolerance on LED flux is ± 7% and on total luminaire power ± 5 %



