

VOLTANA EVO



The compact, cost-effective LED solution for your urban spaces

Create a lighting set that efficiently fits into your urban landscapes and reduces energy consumption without compromising on lighting levels with the VOLTANA EVO. This new generation of the well-known VOLTANA range is the ultimate compact solution delivering the right lumen package for your urban spaces while considerably reducing energy costs for the fastest return on investment.

VOLTANA EVO is a low-weight lighting solution designed for side-entry mounting. As an option, an adapter piece for both post-top and side-entry mountings is available, allowing VOLTANA EVO to be fitted in all kinds of poles and easing the installation.

It can be adapted on-site thanks to a stepped inclination system allowing the photometry to be optimised.

With its compact design and lighting technology, the VOLTANA EVO luminaire is a sustainable, cost-effective LED solution that guarantees basic urban lighting needs, generates energy savings, and reduces the ecological footprint.

IP 66	IK 10	IK 09
		UK CA
CE		PLUS x x x x 02 x x
	ZD ⁴	



Concept

The VOLTANA EVO luminaire is composed of a high-pressure die-cast aluminium body and a mounting clamp made of corrosion-resistant steel.

VOLTANA EVO can integrate different photometric engines to meet the needs of various road and urban lighting applications. It can be equipped with ProFlex™ or LensoFlex® photometric engines that ensure the highest efficiency as they maximise the lumen output and provide very extensive light distributions. For ProFlex™ LED engines, the polycarbonate protector is integrated with the lens while the LensoFlex® engine can be secured by a clear flat glass protector.

This luminaire can be mounted using a standard side-entry clamp fixation for Ø42-60mm spigots. Thanks to an incorporated inclination system, the angle can be adjusted on-site. As an option, an adapter piece is available for spigots from Ø42 to Ø76mm for both post-top and side-entry mounting.



VOLTANA EVO is designed to ease installation and on-site maintenance.



Precise on-site adjustment. The inclination angle can be set from -15° to +5° for side-entry mounting, and from -10° to +10° with the post-top adaptor.

TYPES OF APPLICATION

- URBAN & RESIDENTIAL STREETS
- SQUARES & PEDESTRIAN AREAS
- ROADS & MOTORWAYS

KEY ADVANTAGES

- Cost-effective and efficient lighting solution for a fast return on investment
- Compact design
- ProFlex™ photometric engines offering high efficiency lighting, comfort and safety
- Adjustable inclination on-site
- Side-entry and post-top (with accessory) mounting
- LensoFlex®2 technology offering high performance photometry, comfort and safety



VOLTANA EVO is a low weight luminaire that provides a cost-effective and sustainable lighting solution.



VOLTANA EVO can integrate different photometric engines to meet the needs of various road and urban lighting applications.



LensoFlex®2

LensoFlex®2 is based upon the addition principle of photometric distribution. Each LED is associated with a specific PMMA lens that generates the complete photometric distribution of the luminaire. The number of LEDs in combination with the driving current determines the intensity level of the light distribution.



ProFlex™

The ProFlex photometric engine integrates the lenses into a polycarbonate protector. This integration increases the output and reduces the reflection inside the optical unit. The polycarbonate used for the ProFlex photometric engine offers essential characteristics such as high optical clarity for a superior light transmission, better impact resistance compared to glass and a long life span with UV-stabilisation treatment. The ProFlex concept enables a compact design with a thin optical compartment. It provides extensive light distributions so that the spacing between the luminaires can be increased.

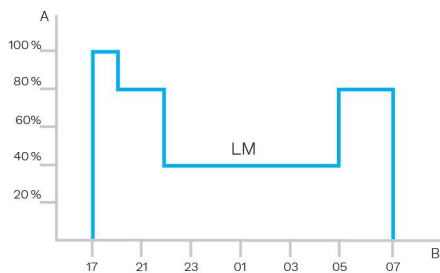




Custom dimming profile

Intelligent luminaire drivers can be programmed with complex dimming profiles. Up to five combinations of time intervals and light levels are possible. This feature does not require any extra wiring.

The period between switching on and switching off is used to activate the preset dimming profile. The customised dimming system generates maximum energy savings while respecting the required lighting levels and uniformity throughout the night.



A. Dimming level | B. Time

Schröder EXEDRA is the most advanced lighting management system on the market for controlling, monitoring and analysing streetlights in a user-friendly way.



Standardisation for interoperable ecosystems

Schröder plays a key role in driving standardisation with alliances and partners such as uCIFI, TALQ or Zhaga. Our joint commitment is to provide solutions designed for vertical and horizontal IoT integration. From the body (hardware) to the language (data model) and the intelligence (algorithms), the complete Schröder EXEDRA system relies on shared and open technologies. Schröder EXEDRA also relies on Microsoft Azure for cloud services, provided with the highest levels of trust, transparency, standards conformance and regulatory compliance.

Breaking the silos


With EXEDRA, Schröder has taken a technology-agnostic approach: we rely on open standards and protocols to design an architecture able to interact seamlessly with third-party software and hardware solutions. Schröder EXEDRA is designed to unlock complete interoperability, as it offers the ability to:

- control devices (luminaires) from other brands
- manage controllers and to integrate sensors from other brands
- connect with third-party devices and platforms

A plug-and-play solution

As a gateway-less system using the cellular network, an intelligent automated commissioning process recognises, verifies and retrieves luminaire data into the user interface. The self-healing mesh between luminaire controllers enables real-time adaptive lighting to be configured directly via the user interface. OWLET IV luminaire controllers, optimised for Schröder EXEDRA, operate Schröder's luminaires and luminaires from third parties. They use both cellular and mesh radio networks, optimising geographical coverage and redundancy for continuous operation.

Tailored experience



Schröder EXEDRA includes all advanced features needed for smart device management, real-time and scheduled control, dynamic and automated lighting scenarios, maintenance and field operation planning, energy consumption management and third-party connected hardware integration. It is fully configurable and includes tools for user management and multi-tenant policy that enables contractors, utilities or big cities to segregate projects.

A powerful tool for efficiency, rationalisation and decision making

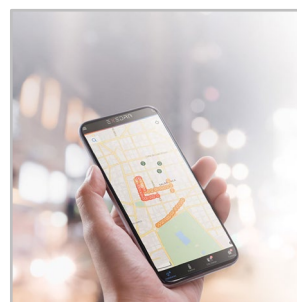
Data is gold. Schröder EXEDRA brings it with all the clarity managers need to drive decisions. The platform collects massive amounts of data from end devices and, aggregates, analyses and intuitively displays them to help end-users take the right actions.

Protected on every side



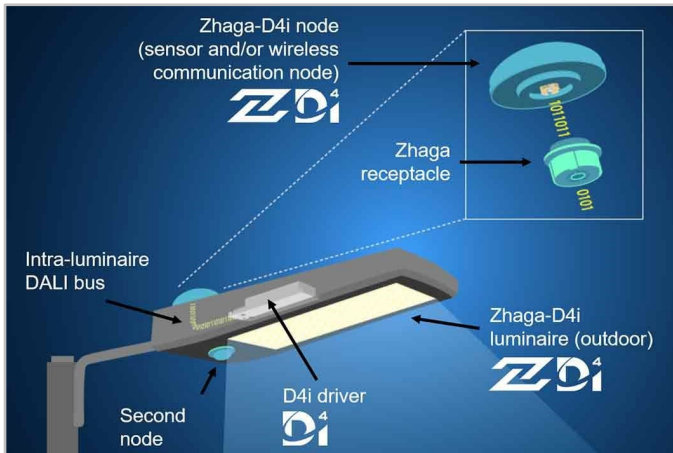
Schröder EXEDRA provides state-of-the-art data security with encryption, hashing, tokenisation, and key management practices that protect data across the whole system and its associated services. The whole platform is ISO 27001 certified. It demonstrates that Schröder EXEDRA meets the requirements for establishing, implementing, maintaining and continually improving security management.

Mobile App: any time, any place, connect to your street lighting



The Schröder EXEDRA mobile application offers the essential functionalities of the desktop platform, to accompany all types of operator on site in their daily effort to maximise the potential of connected lighting. It enables real-time control and settings, and contributes to effective maintenance.

The Zhaga consortium joined forces with the DiiA and produced a single Zhaga-D4i certification that combines the Zhaga Book 18 version 2 outdoor connectivity specifications with the DiiA's D4i specifications for intra-luminaire DALI.



Standardisation for interoperable ecosystems



As a founding member of the Zhaga consortium, Schröder has participated in the creation of, and therefore supports, the Zhaga-D4i certification program and the initiative of this group to standardise an interoperable ecosystem. The D4i specifications take the best of the standard DALI2 protocol and adapt it to an intra-luminaire environment but it has certain limitations. Only luminaire mounted control devices can be combined with a Zhaga-D4i luminaire.

According to the specification, control devices are limited respectively to 2W and 1W average power consumption.


Certification program

The Zhaga-D4i certification covers all the critical features including mechanical fit, digital communication, data reporting and power requirements within a single luminaire, ensuring plug-and-play interoperability of luminaires (drivers) and peripherals such as connectivity nodes.

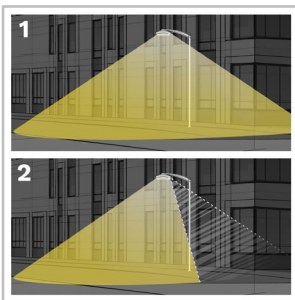
Cost-effective solution

A Zhaga-D4i certified luminaire includes drivers offering features that had previously been in the control node, like energy metering, which has in turn simplified the control device therefore reducing the price of the control system.

With the PureNight concept, Schröder offers the ultimate solution for restoring the night sky without switching off cities, while maintaining safety and well-being for people and preserving wildlife. The PureNight concept guarantees that your Schröder lighting solution satisfies environmental laws and requirements. Well-designed LED lighting has the potential to improve the environment in all respects.



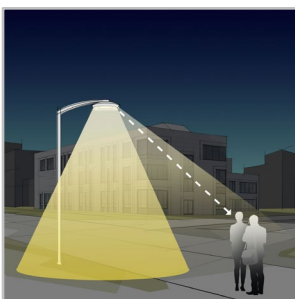
Direct the light only where it is wanted and needed



Schröder is renowned for its expertise in photometry. Our optics direct light only where it is wanted and needed. However, light trespass behind the luminaire might be a key concern when it comes to protecting a sensitive wildlife habitat or avoiding intrusive lighting towards buildings. Our fully integrated backlight solutions easily address this potential risk.

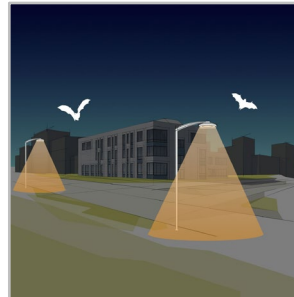
1. Without backlight
2. With backlight

Offer maximum visual comfort to people



Because of the lower installation height compared to road lighting, visual comfort is an essential aspect of urban lighting. Schröder designs lenses and accessories to minimise any type of glare (distracting, discomforting, disabling glare and blinding glare). Our design offices harness a range of possibilities to find the best solutions for each project and ensure that we provide a gentle light that delivers the best night-time experience.

Protect wildlife



If not well designed, artificial lighting can badly affect wildlife. Blue light and excessive intensity can have a damaging effect on all types of life. Blue light radiation has the ability to suppress the production of melatonin, the hormone that contributes to the regulation of the circadian rhythm. It can also alter the behavioural patterns of animals including bats and moths, as it can change their movements towards or away from light sources. Schröder favours warm white LEDs with minimal blue light, combined with advanced control systems including sensors. This enables permanent adaptation of the lighting to the real needs of the moment, minimising disturbance to the fauna and flora.

Choose a Dark Sky certified luminaire



The International Dark-Sky Association (IDA) is the recognised authority on light pollution. It provides leadership, tools and resources to industries and companies willing to reduce light pollution. The IDA's Fixture Seal of Approval programme certifies outdoor lighting fixtures as being Dark Sky Friendly. All products approved by this programme must comply with the following criteria:

- The light sources shall have a maximum correlated colour temperature of 3000K;
- Uplight allowance limited to 0.5% of total output, or 50 lumens, with no more than 10 lumens in the 90-100 degree UL zone;
- The luminaires must have a dimming capability to 10% of full rating;
- The luminaires must be equipped with a fixed mounting option;
- The luminaires must have Safety Certification by an independent laboratory.

This approved Schröder range of luminaires complies with these requirements.

GENERAL INFORMATION

Recommended installation height	4m to 15m 13' to 49'
Circle Light label	Score ≥ 90 - The product fully meets circular economy requirements
Driver included	Yes
CE mark	Yes
ENEC certified	Yes
ENEC+ certified	Yes
Dark Sky friendly lighting (IDA certification)	Yes
Zhaga-D4i certified	Yes
UKCA marking	Yes
Testing standard	LM 80 (all measurements in ISO17025 accredited laboratory)

HOUSING AND FINISH

Housing	Aluminium
Optic	PMMA Polycarbonate
Protector	Tempered glass Polycarbonate (with integrated lenses)
Housing finish	Polyester powder coating
Standard colour(s)	RAL 7035 light grey
Tightness level	IP 66
Impact resistance	IK 09, IK 10
Vibration test	Compliant with modified IEC 68-2-6 (0.5G)
Access for maintenance	By loosening screws on the bottom cover

OPERATING CONDITIONS

Operating temperature range (Ta)	-30°C up to +55°C / -22° F up to 131°F
----------------------------------	--

· Depending on the luminaire configuration. For more details, please contact us.

ELECTRICAL INFORMATION

Electrical class	Class I EU, Class II EU
Nominal voltage	220-240V – 50-60Hz
Surge protection options (kV)	10
Electromagnetic compatibility (EMC)	EN 55015 / EN 61000-3-2 / EN 61000-3-3 / EN 61547
Control protocol(s)	1-10V, DALI
Control options	Custom dimming profile
Socket	Zhaga (optional)
Associated control system(s)	Schröder EXEDRA

OPTICAL INFORMATION

LED colour temperature	3000K (Warm White WW 730) 4000K (Neutral White NW 740)
Colour rendering index (CRI)	>70 (Warm White WW 730) >70 (Neutral White NW 740)
ULOR	0%
ULR	0%

- Meets IDA Dark Sky requirements when fitted with LEDs of 3000K or less.
- ULOR may be different according to the configuration. Please consult us.
- ULR may be different according to the configuration. Please consult us.

LIFETIME OF THE LEDS @ TQ 25°C

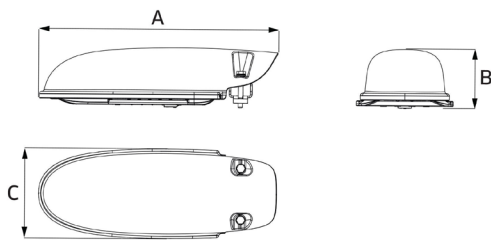
All configurations	100,000h - L95 (high-power LEDs)
--------------------	----------------------------------

· Lifetime may be different according to the size/configurations. Please consult us.

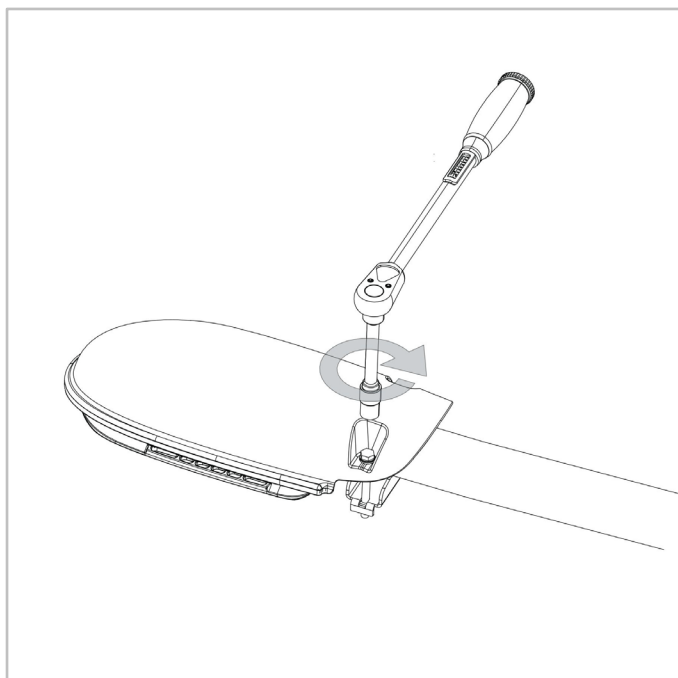
DIMENSIONS AND MOUNTING

AxBxC (mm inch)	416x104x170 16.4x4.1x6.7
Weight (kg lbs)	2.6-2.8 5.7-6.2
Aerodynamic resistance (CxS)	0.01
Mounting possibilities	Side-entry slip-over – Ø42mm Side-entry slip-over – Ø60mm

· For more information about mounting possibilities, please consult the installation sheet.



VOLTANA EVO | Side-entry (standard) and post-top (with adapter piece) mounting – 2xM8 screws





	Luminaire output flux (lm)				Power consumption (W)		Luminaire efficacy (lm/W)
	Warm White WW 730		Neutral White NW 740		Min	Max	
Number of LEDs	Min	Max	Min	Max	Min	Max	Up to
8	600	3800	600	4300	6	40	150

Tolerance on LED flux is $\pm 7\%$ and on total luminaire power $\pm 5\%$



	Luminaire output flux (lm)				Power consumption (W)		Luminaire efficacy (lm/W)
	Warm White WW 730		Neutral White NW 740		Min	Max	
Number of LEDs	Min	Max	Min	Max	Min	Max	Up to
6	500	3000	600	3200	4	31	145
8	600	3800	600	4300	6	40	150
16	1400	6900	1600	7800	11	62	163

Tolerance on LED flux is $\pm 7\%$ and on total luminaire power $\pm 5\%$

